

Porchlight 


HEROES
AGAINST
HOMELESSNESS



Home and homelessness

KS2





Need or Want



1. Look at all the things you could have in your very own home.



2. Use a colour to highlight the things you would **want** in your home.



3. Use a different colour to highlight the things you **need** in your home.



4. Is there a difference between what you **want** and what you **need**?



Learning outcomes



To explore the concept of home to understand the needs of people who are homeless.



Key Words

- Flat
- Bungalow
- Terraced
- Detached
- Accommodation
- Homeless
- House
- Expensive
- Afford
- Services



Types of home in Kent

Discover some of the types of houses in Kent



Cottage

A small, often old house usually in the countryside.

This cottage has a thatch roof, made of straw packed together very tightly so rain cant get through.

Cottages often have old features such as wooden beams on the ceilings, a fireplace and a woodburning fire.



Bungalow

A low house with just one storey, or floor.

These can be old or new and they don't have any stairs.



Terraced house



A row of houses that look the same, joined by their outer walls.

Terraced houses can often be found in towns or cities.

They can be old or new and can have old features like a wood burning fireplace.



Detached house



A house that stands completely on its own, not touching any other houses.

They are usually big houses and can be old or new. They are usually more expensive than other types of house because of their size.



Student accommodation

Often called Halls and located on or close to a University. They are made up of lots of bedrooms with shared living rooms, kitchens and bathrooms.

Student accommodation can also be something called a house share. Each bedroom in a house is rented by a different student and they share the living room and bathroom.

The benefit of sharing a property like this is that bills are not as expensive and they can socialise.



Flat

A house that is only part of a building. This could be a whole floor or just half a floor depending on the size of the flat.

They have their own kitchen, living room, bedroom and bathroom but will share the entrance to a building.





Matching game



1. Look at the yellow cards and read what people want in a home. **Top tip** – pay attention to how much they can afford.




2. Look at the blue cards and read what houses are available and for how much.



3. Work as a group to match people to the perfect house.



4. Discuss your results as a class.







Odd one out

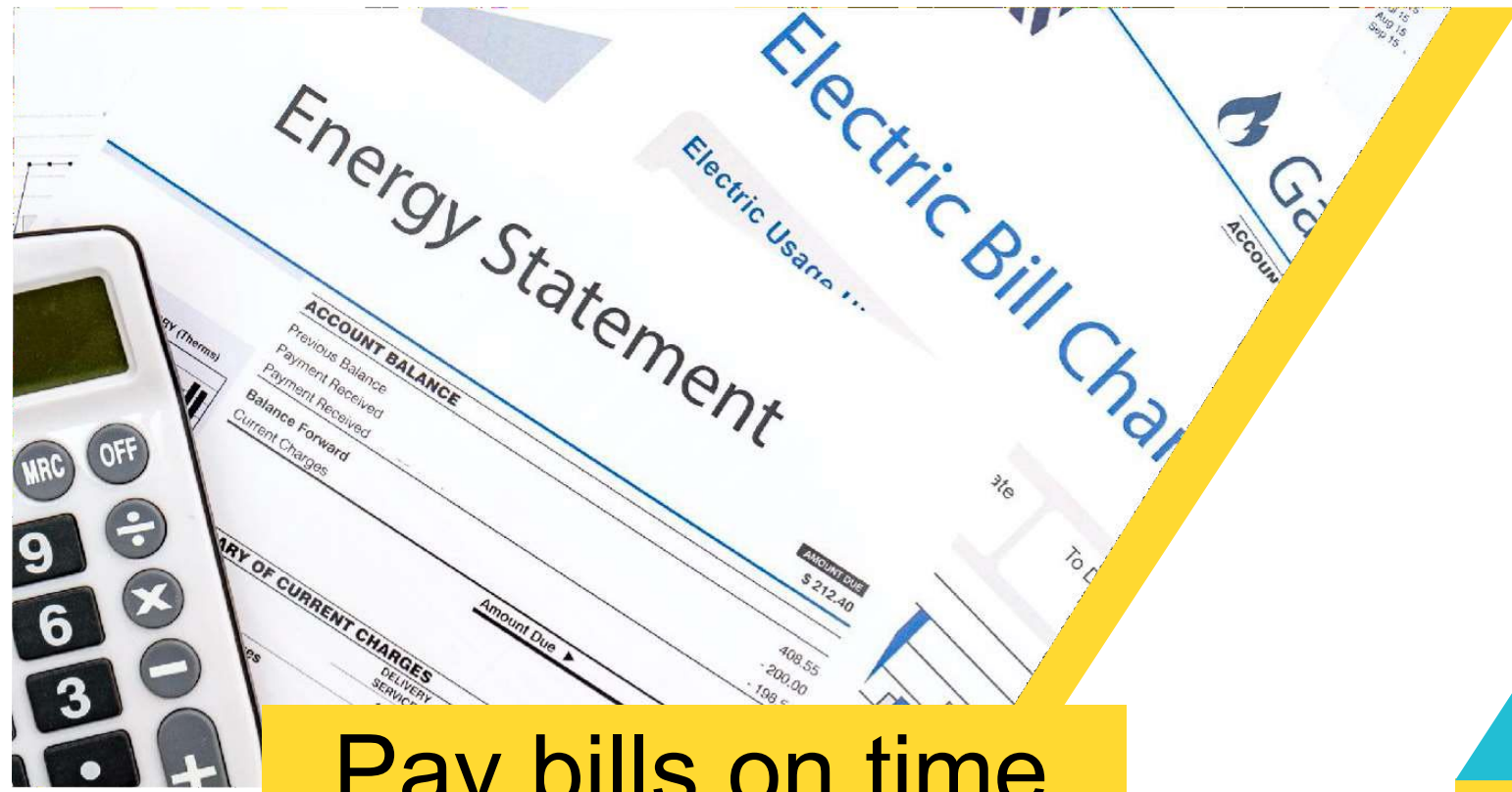


You now know the different kinds of houses and have worked out how to match people to the perfect home using their wants and what they can afford.

But what do people need to be able to live in a home?

Look at the pictures and spot the odd one out.





Pay bills on time



Job



Money



Internet



Education

HEROES
AGAINST
HOMELESSNESS





Odd one out




Education – having an education and qualifications gives you the skills and knowledge that you need and can help you to get a better job.

Pay bills on time – you must pay bills on time. Otherwise you might be evicted and lose your home.

Job – you need a job to have the money to pay for bills and a home.


Money – you need money to pay for a home, this includes: rent, bills such as electricity, water and internet.

Internet – you do not need the internet to own a house. You can pay bills over the phone, some people do not have the internet at all and still own a home.






Still image



1. Your teacher will tell you the **needs** and **wants** of a person who is homeless.




2. Look back at the **student accommodation** for some inspiration.



3. **Draw** a home that would be a perfect match for someone who is homeless.



4. Share with the class and see what differences you have.





Review – tell me 3 things



1. 3 things you have learnt today.
2. 3 things you have done well.
3. 3 things you would like to find out more about.

